

Simplify evidence review for LiveNote and West Case Notebook users

Advantages:

- Enables exhibit linking in LiveNote™ and West Case Notebook™
- Automatically links to all references
- Maintains third-party document properties

Compatible with:

- West LiveNote
- West Case Notebook
- LiveNote SR™ Version 10

Imagine how much easier your review process would be if you could open every relevant exhibit simply by clicking on its name in the transcript. By importing a West Publisher™ file, you can. Using our West Publisher 5.0 included with our LiveNote™ Exhibits package, your support staff can easily create hyperlinks from any exhibit reference in the transcript to the actual, scanned exhibit. The cohesive package is then imported into your LiveNote or West Case Notebook™ case, so you never have to dig through boxes of documents to review a key exhibit.

The exhibit hyperlinks can also connect to virtually any litigation database product, enabling users to easily retrieve the document's history, issues, and production details.

With West Publisher, your support staff can:

- Quickly populate a LiveNote or West Case Notebook case on behalf of the attorney
- Create hyperlinks between exhibit introductions and any aliases they define
- Enable attorneys to review exhibits in the context of the transcript being read
- Provide another means for LiveNote or West Case Notebook users to share relevant discovery
- Reconcile inconsistencies in the naming conventions of exhibits

- Foster quality control of the materials imported into the LiveNote or West Case Notebook software

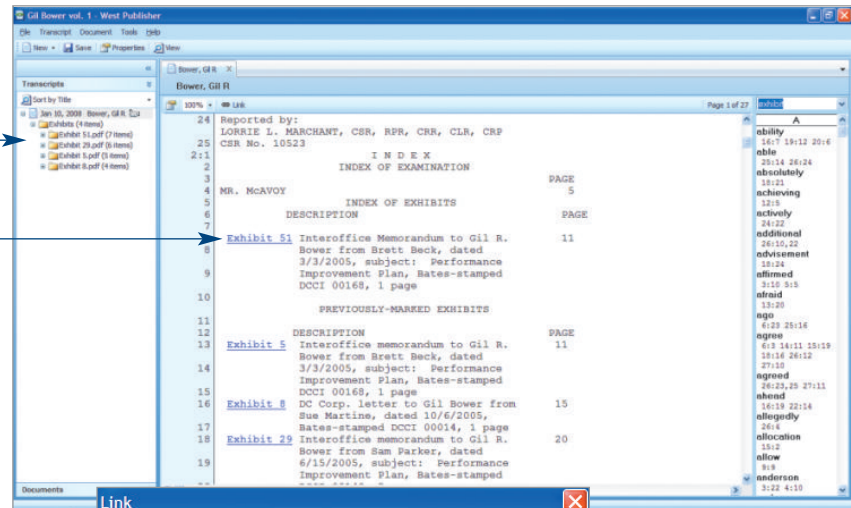
Only with West Publisher:

- OCR capability to create searchable exhibits
- Bundle multiple transcripts and their exhibits for one quick import
- Find and link functionality
- Share transcripts with experts or colleagues using the included E-Transcript Viewer™

If West Publisher looks familiar, you're right – West Publisher utilizes the same intuitive layout as LiveNote and West Case Notebook.

Hyperlinks are automatically created at every exhibit introduction and reference in the transcript.

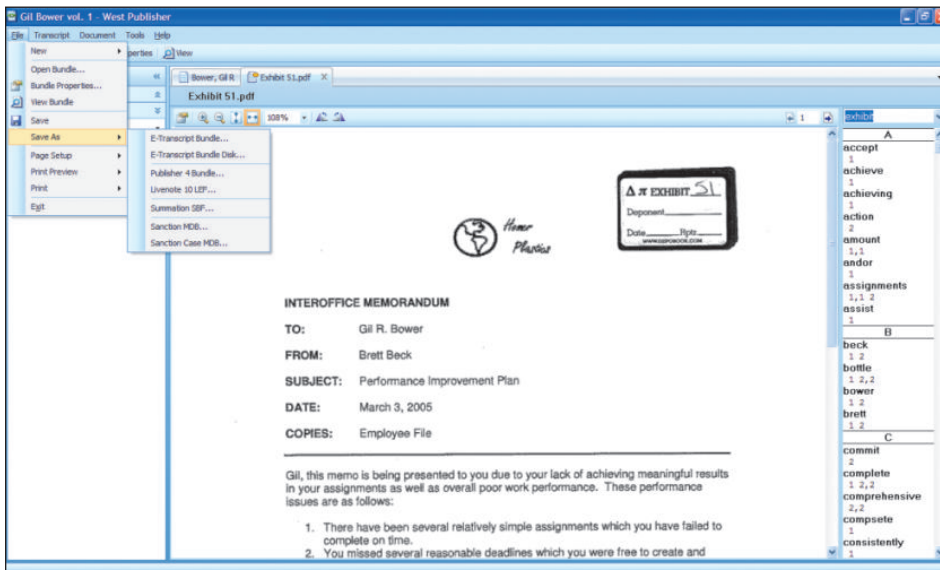
Define alternate exhibit names to represent any applicable aliases used in the transcript.



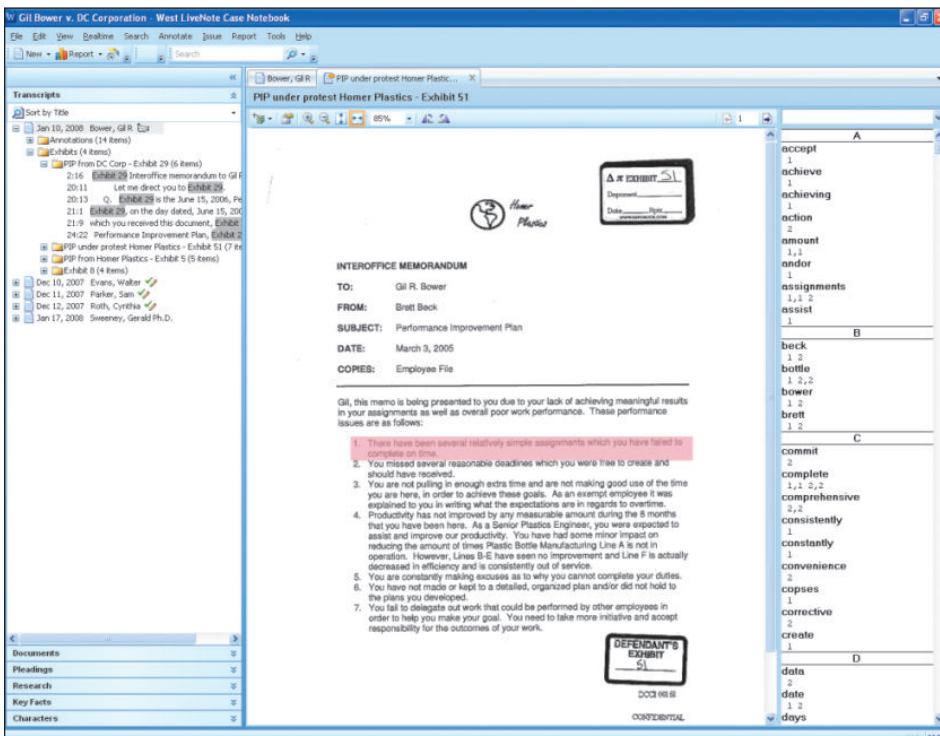
In this example, West Publisher is being used to create a .ptz bundle of the Gil Bower demo transcript hyperlinked to the associated exhibits.

LiveNote Exhibits with West Publisher

Once the West Publisher file is imported into LiveNote or West Case Notebook, a single click will launch any exhibit which you can then annotate, issue code, or highlight.



Preview the transcript as it will appear in the case. Click on any hyperlink to view the referenced exhibit.



Easily import a bundle into West Case Notebook, where you can annotate, issue code, or highlight the exhibit.

Visit west.thomson.com/casenotebook



To order or for more information,
contact your West Representative at
1-800-762-5272.

