

# Research Guide for Federal Regulations

Westlaw® Research Guide



# Research Guide for Federal Regulations

---

## West Customer Service

### Westlaw Technical and Search Assistance (available 24 hours a day)

If you have general or technical questions about Westlaw, call West Customer Technical Support at 1-800-WESTLAW (1-800-937-8529) or send an e-mail message to [west.support@thomson.com](mailto:west.support@thomson.com).

If you have search questions about Westlaw, call the West Reference Attorneys at 1-800-REF-ATTY (1-800-733-2889) or send an e-mail message to [west.referenceattorneys@thomson.com](mailto:west.referenceattorneys@thomson.com).

Technical and search assistance is also available online at [west.thomson.com/help](http://west.thomson.com/help).

Law students with general, technical, or search questions about Westlaw can call 1-800-850-WEST (1-800-850-9378).

### Accessibility Support

For information on West's accessibility policy, go to [west.thomson.com/accessibility](http://west.thomson.com/accessibility) or send an e-mail message to [west.accessibility@thomson.com](mailto:west.accessibility@thomson.com).

### Billing and Account Assistance

For billing and account assistance, call 1-800-328-4880.

Billing and account assistance is also available online at [west.thomson.com/support](http://west.thomson.com/support).

### Westlaw Training

For information about Web-based training, telephone training, or in-person training, visit [west.thomson.com/training](http://west.thomson.com/training).

### Reference Materials

To browse and order free Westlaw reference materials, visit [west.thomson.com/westlaw/guides](http://west.thomson.com/westlaw/guides).

Westlaw and other West products also contain valuable online help.

Information in this guide is current through May 2, 2006.

ALR, *American Law Reports*, KeyCite, *United States Code Annotated*, USCA, Westlaw, and [westlaw.com](http://westlaw.com) are registered trademarks of West Publishing Corporation and RegulationsPlus is a trademark of West Publishing Corporation.

© 2006 West, a Thomson business. All rights reserved.

West

610 Opperman Drive

Eagan, MN 55123-1396

Printed in the United States of America

# Table of Contents

<b>Retrieving Regulations</b>	<b>1</b>
Retrieving a Regulation When You Know Its Citation	1
Using the Search Page	1
Searching for Regulations	5
<b>Browsing a Result</b>	<b>7</b>
Full-Page View and Split-Page View	7
Locating Specific Terms	7
Browsing Surrounding Sections	7
Retrieving All Sections of a Chapter or Part	7
Copying Document Text	7
Viewing or Printing Specific Fields	7
Using the Links Tab to Access Related Information	8
<b>Using KeyCite for Regulations</b>	<b>9</b>
Determining the Status of a Regulation	9
KeyCite History	9
KeyCite Citing References	10
KeyCite Alert	11
<b>Researching in the <i>Federal Register</i></b>	<b>13</b>
Agency Tracker	14
<b>Researching Tips for Federal Regulations</b>	<b>15</b>
Researching in the <i>Code of     Federal Regulations</i>	15
Researching in the <i>Federal Register</i>	16

# Retrieving Regulations

## Retrieving a Regulation When You Know Its Citation

The quickest way to retrieve a federal regulation when you know its citation is by using the Find service. There are several ways to use the Find service:

- Type the citation in the *Find this document by citation* text box in the left frame of most tabbed pages.
- Click **Find by Citation** on the Code of Federal Regulations database (CFR) Search page and enter the citation in the text box that is displayed.
- Click **Find&Print** at the top of any page to view the Find a Document page.

When you are not sure of the correct format to use for a Find request, click **Find&Print** at the top of any page. Then click **Publications List** in the left frame to view a list of publications and abbreviations that can be used with the Find service. To retrieve *Code of Federal Regulations* (CFR) and *Federal Register* documents, you can also follow the examples below.

Document	Citation	Format
CFR section	11 C.F.R. § 100.26	11 cfr 100.26
CFR Part	50 C.F.R., Part 679	50 cfr 679
<i>Federal Register</i>	71 Fed. Reg. 18589-01	71 fr 18589-01

## Using the Search Page

The CFR search page consolidates powerful tools which will help you perform your research easily and efficiently. To access the CFR Search page, type **cfr** in the *Search these databases* text box or click the link from the Westlaw Directory or a tabbed page. From the search page, you can search for a regulation using Terms and Connectors or Natural Language, or retrieve a regulation using Find by Citation, the Table of Contents service, or the RegulationsPlus Index.

### Find by Citation

Click **Find by Citation** to display a template with the correct citation formats. Type the numbers in the appropriate text boxes and click **Go**.

### Table of Contents

Click **Table of Contents** for a quick overview of entire titles, chapters, or subchapters.

### RegulationsPlus Index

Click **RegulationsPlus Index** to retrieve a regulation using an alphabetical list created by West attorney-editors.

### Search sections effective on

Enter a date in the *Search sections effective on* text box to retrieve regulations that were in effect on a specific date.

The screenshot shows the Westlaw search interface for the Code of Federal Regulations (CFR). At the top, there are navigation links for 'Find by Citation', 'Table of Contents', and 'RegulationsPlus™ Index'. Below this, the 'Selected Databases' section shows 'Code of Federal Regulations (CFR)'. The search options include 'Terms and Connectors' and 'Natural Language'. A search box is present with a 'Search Westlaw' button and a 'Thesaurus' link. There is also a 'Search sections effective on' field with a date input and a 'Search statutes effective on' field with a date input. A 'Fields' dropdown menu is available. At the bottom, there is a section for 'Add Connectors or Expanders' with a table of symbols and their meanings.

Symbol	Meaning	Symbol	Meaning
&	AND	/s	In same sentence
SPACE	OR	+s	Preceding within sentence
" "	Phrase	/p	In same paragraph
%	But not	+p	Preceding within paragraph
	Root expander	/n	Within n terms of
*	Universal character	+n	Preceding within n terms of

CFR Search page



## The RegulationsPlus Index

The RegulationsPlus Index allows you to find regulations by topic quickly. To access the RegulationsPlus Index, follow these steps:

1. Click **RegulationsPlus Index** at the top of the Search page.
2. Browse the alphabetical list of topics or type search terms in the *Contains* text box to locate those terms within the index. To view the full text of a section, click its citation.

For example, to locate regulations regarding mad cow disease, click the letter **M** and browse the page for *mad cow disease*. Or, type *mad cow* in the *Contains* text box and click **Search**. Then click **Bovine Spongiform Encephalopathy** to display links to related subtopics.

The screenshot shows the Westlaw interface for the RegulationsPlus Index. The top navigation bar includes 'Westlaw Business & News' and 'Add/Remove Tabs'. The main heading is 'RegulationsPlus™ Index' with links for 'Search', 'Find by Citation', and 'Table of Contents'. Below this, the 'Selected Databases' section shows 'Code of Federal Regulations (CFR)'. A search box contains the text 'mad cow' and is set to 'Contains'. The search results are displayed as an alphabetical list of topics, with 'MAD COW DISEASE' highlighted. A blue arrow points from this highlight to a detailed view of 'BOVINE SPONGIFORM ENCEPHALOPATHY', which lists various regulations such as 'Biologics, More...', 'Byproducts, 9 C.F.R. § 95.4', and 'Exports and imports, 9 C.F.R. § 94.18 et seq, 9 C.F.R. § 93.400 et seq.'.

Using the RegulationsPlus Index to retrieve the regulations regarding Bovine Spongiform Encephalopathy.

## Searching for Regulations

At the Search page, you can formulate your own Terms and Connectors query or Natural Language description to retrieve regulations. The Search page will display your default search method. To select a different search method, click the appropriate hypertext link.

### Terms and Connectors

Terms and Connectors allows you to enter a query that contains key terms from your issue and connectors specifying the relationship between those terms. For example, you can specify that your search terms occur within the same sentence ( /s ) or the same paragraph ( /p ). Formulate your query by choosing terms significant to your issue and deciding which connectors to place between your terms. Consider using alternative terms such as synonyms and antonyms. To retrieve a phrase, place quotation marks ( “ ” ) around the phrase.

You can restrict all or part of your search to a specific field, such as the prelim field (pr) or the caption field (ca). Select an item in the *Fields* drop-down list to add it to your search.

Double-click an item under *Add Connectors or Expanders* to add it to your query.

The screenshot shows the Westlaw search interface. At the top, there are navigation links: 'Find by Citation', 'Table of Contents', 'RegulationsPlus™ Index', 'Change Database(s)', 'Notices', and 'Tips'. Below this, the 'Selected Databases' section shows 'Code of Federal Regulations (CFR)'. The 'Terms and Connectors' section is active, with a search query of 'PR,CA(EMISSION /P STANDARD /P MERCURY)'. There are buttons for 'Search Westlaw' and 'Thesaurus'. Below the search box is a 'Recent Searches & Locates' dropdown. The 'Search statutes effective on:' field is set to 'mm/dd/yyyy'. The 'Fields:' dropdown is set to 'Select an Option'. The 'Add Connectors or Expanders' section lists various connectors and their functions:

Connector	Description
&	AND
space	OR
" "	Phrase
%	But not
	Root expander
*	Universal character
/s	In same sentence
±s	Preceding within sentence
/p	In same paragraph
±p	Preceding within paragraph
/n	Within n terms of
±n	Preceding within n terms of

- Click **Change Database(s)** to
- run your search in a different database, including recent and favorite databases
  - edit your search before running it in a different database

Connectors specify the relationships between the search terms in your query. Use the chart below to guide you:

Use this connector	To search for documents that contain
& (and)	both terms
space (or)	either term or both
/s	terms in the same sentence
+s	the first term preceding the second within the same sentence
/p	terms in the same paragraph
/n	terms within <i>n</i> terms of each other (where <i>n</i> is a number from 1 to 255)
+n	the first term preceding the second by <i>n</i> terms (where <i>n</i> is a number from 1 to 255)
“ ”	terms appearing in the same order as in the quotation marks
Use this connector	To exclude documents that contain
% (but not)	search terms following the percent symbol

## Restricting Your Search by Field

Documents on Westlaw are composed of searchable components called fields. Each field contains a specific kind of information. Rather than searching entire documents, you can restrict your search to one or more fields. The following fields will help you search more efficiently in regulations databases:

- the prelim field (pr) contains the title, chapter, and subchapter headings of section.
- the caption field (ca) contains the section number followed by a few terms that describe the contents of the section.
- the text field (te) contains the text of the section, excluding all headings, sources and authority.

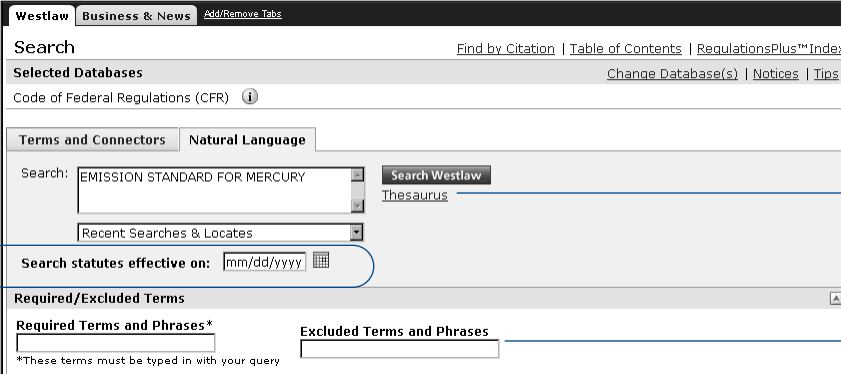
To restrict your Terms and Connectors search to a specific field, type the field abbreviation followed by your search terms enclosed in parentheses. For example, to retrieve federal regulations regarding emission standards for mercury, access the CFR database, select **Terms and Connectors** and type `pr,ca(emission /p standard /p mercury)`.

## Natural Language

Natural Language is a search method that allows you to use plain English to retrieve relevant documents. Follow these steps to search for documents using Natural Language:

1. Access the Search page and select **Natural Language** if it is not already selected.
2. Type a description of your issue in the text box and click **Search**.

For example, to retrieve federal regulations regarding emission standards for mercury, at the Search page select **Natural Language** and type **emission standard for mercury**.



The screenshot shows the Westlaw search interface. At the top, there are tabs for 'Business & News' and 'Add/Remove Tabs'. Below that, the 'Search' section is active, with 'Natural Language' selected. The search term 'EMISSION STANDARD FOR MERCURY' is entered in the search box. To the right of the search box is a 'Search Westlaw' button and a 'Thesaurus' link. Below the search box is a 'Recent Searches & Locates' dropdown. The 'Search statutes effective on' field is highlighted with a red circle. Below that is the 'Required/Excluded Terms' section, which has two sub-sections: 'Required Terms and Phrases\*' and 'Excluded Terms and Phrases'. A note at the bottom left of the interface states: '\*These terms must be typed in with your query'.

Use the online thesaurus to select related terms. Click **Thesaurus** after you type your description.

To specify which concepts in your description must be included in or excluded from the retrieved documents, enter terms under *Required/Excluded Terms*.

## Searching for Regulations Using an Effective Date



You can retrieve regulations effective on a particular date by typing a date in the *Search sections effective on* text box. For example, to retrieve federal regulations pertaining to railroad track inspection records effective in March 2005, you can type a Natural Language description, such as **railroad track inspection**. Then enter the effective date **03/01/2005** in the *Search sections effective on* text box or click the **Calendar** icon and make your date selection. Click **Search**. Your search will retrieve sections from the CFR that were effective on March 1, 2005.

# Browsing a Result

Westlaw provides research and navigation tools that will help to make your research easier and more complete: the Locate feature allows you to search documents for additional key terms; navigational tools within a document help you to find related information quickly; and the Links tab displays KeyCite information and additional references for the regulation.

## Full-Page View and Split-Page View

To browse a regulation in the way that is easiest for you, use either the full-page or the split-page view.

The **Full-Page** icon () in the upper-right of a document hides the Links tab and the Result List tab so the document is displayed in full-page view. The **Split-Page** icon () shows the Links tab and the Result List tab alongside the document.

## Locating Specific Terms

Locate allows you to browse the regulation for particular terms, whether or not the terms appear in your original search or Find request. To use Locate, click **Locate in Result** at the top of the Links tab, the Result List tab, or the result list. Or click **Locate** in the Link Viewer. Then type a Terms and Connectors query and click **Search**. To view the locate terms, which are highlighted, click the **Term** arrows.

## Browsing Surrounding Sections

When you are viewing a regulation, you can “page” through regulations like turning pages in a book. Click **Previous Section** or **Next Section** at the top of the document to view consecutive documents even if they were not retrieved by your Search or Find request.

## Retrieving All Sections of a Chapter or Part

To view or print all included sections in a single document, click the chapter and subchapter links at the top of the document. The sections will be displayed as a single document in the Link Viewer and will include the full text of all the sections without annotations. Click **Print** in the Link Viewer to print the chapter or subchapter as one document without annotations.

## Copying Document Text

The Copy with Reference feature allows you to copy and paste selected text with its citation into a word processing document. To copy and paste selected text with its citation, follow these steps:

1. Highlight a section of text within the document.
2. Click **Tools** in the lower-right corner, then select **Copy with Reference**. The text you have selected is displayed in a dialog box.
3. Click **Copy** at the bottom of the dialog box and paste the text into your word processing document.

## Viewing or Printing Specific Fields

The Limit Display by Fields option allows you to view or print specific fields, or areas, of a document. For example, to view or print the headings of the regulations and its text without sources or authority, follow these steps:

1. Click **Tools** and select **Limit Display by Fields**.
2. Select the **Prelim** and **Text** check boxes and click **OK**.

## Using the Links Tab to Access Related Information

When you retrieve a regulation, the Links tab in the left frame displays links to additional information about your document. Use the RegulationsPlus links on the Links tab to quickly find

- notes of decisions—similar to the notes of decisions found in the USCA and other West annotated statutes
- links to related agency opinions and decisions and enabling statutes
- prior versions of the regulation
- related documents in the *Federal Register*
- notices of proposed and pending regulations

## FR Summaries

The FR Summaries feature provides the history of a regulation in a nutshell. Click **FR Summaries** on the Links tab to view links to enacting or amending *Federal Register* documents. Each referenced document is followed by a summary of the changes made to the regulation and the effective dates of the changes.

## ResultsPlus

The Links tab also includes a ResultsPlus list. ResultsPlus displays documents that match the concepts in your search or the topic of your regulation, and may include documents from *American Law Reports (ALR)* or *American Jurisprudence 2d*, selected law reviews and treatises, and briefs. Click a document title in the ResultsPlus list to view the full text of the document.

Click **Regulatory Action** to view recent changes to the regulation.

Click **Citing References** to view a list of all cases, administrative materials, and secondary sources that cite the regulation.

Click **Prior Versions** to view the regulation as it appeared in previous years.

Click a link under **Agency Opinions and Decisions** to retrieve administrative materials that relate to the regulation.

Click **FR References** for links to *Federal Register* documents that reference the regulation.

Click **Authority** to view links to enabling statutes.

The screenshot displays a legal research interface. On the left, a navigation pane titled 'Links for 49 CFR § 571.3' contains several expandable sections: 'Regulatory Action', 'Proposed Regulations', 'History', 'Citing References', 'Full-Text Document' (with sub-links for Table of Contents, RegulationsPlus Index, and Section Outline), 'RegulationsPlus™', 'Historical' (with sub-links for Prior Versions and Cases), 'Agency Opinions and Decisions', 'Administrative' (with sub-links for FR Summaries, FR References, Cross References, and Statutes), 'Analysis' (with sub-links for Law Reviews and Treatises and Forms), and 'Authority'. The main content area shows the text of 49 C.F.R. § 571.3, titled '§ 571.3 Definitions'. It includes a table of contents for the section and the text of two paragraphs: (a) 'Statutory definitions. All terms defined in section 102 of the Act are used in their statutory meaning.' and (b) 'Other definitions. As used in this chapter--'. Below these are definitions for 'Act', 'Boat trailer', 'Bus', 'Curb weight', 'Designated seating capacity', 'Designated seating position', and 'Driver'. The interface also features a 'Previous Section' and 'Next Section' navigation bar at the top of the main content area.

Click **Previous Section** or **Next Section** to browse surrounding sections as in a book.

Click the chapter and subchapter links to view or print all included sections in a single document.

# Using KeyCite for Regulations

KeyCite, Westlaw's citation research service, helps you to determine the status of a regulation with KeyCite status flags, find related material using KeyCite citing references, retrieve administrative history materials using KeyCite history, and monitor changes in a law using KeyCite Alert.

## Determining the Status of a Regulation

KeyCite status flags make it easy to determine the current status of a regulation and review related information. They can be found in the document header in the right frame and in the white box on the Links tab in the left frame. KeyCite status flags are also displayed next to regulation citations on the Result List tab.

- ▶ A **red flag** indicates that the regulation
  - has been amended by a recent rule, repealed, or superseded
  - held unconstitutional
  - preempted in whole or in part
- ▶ A **yellow flag** indicates that
  - a proposed rule affecting the regulation is available
  - the regulation has been reinstated, corrected, or confirmed
  - the regulation was limited on constitutional or preemption grounds or its validity was otherwise called into doubt
  - a prior version of the regulation received negative treatment judicial treatment
- A **green C** indicates that the regulation has citing references.

## KeyCite History

KeyCite history for regulations includes proposed regulations and prior version of the regulation from the *Federal Register*. To view the KeyCite history for a regulation, click **History** on the Links tab.

Click the red flag to view updating documents from the *Federal Register*.

Click the yellow flag to view proposed regulations.

Click **History** to view updating documents, proposed regulations, and a list of documents from the *Federal Register* that have enacted or changed the regulation.

Click a link under *Proposed Regulations* to view proposed changes in the regulation.

Click a *Federal Register* link to view *Federal Register* documents that have changed the regulation.

The screenshot shows the KeyCite interface for 49 C.F.R. § 571.3. The left sidebar contains a 'Links for' section with a search box and a 'KeyCite' logo. Below this are several menu items: 'Regulatory Action', 'Proposed Regulations', 'History', 'Citing References', and 'Monitor With KeyCite Alert'. The 'Full-Text Document' section includes 'Table of Contents', 'RegulationsPlus™ Index', and 'Section Outline'. The 'RegulationsPlus™' section has sub-sections for 'Historical', 'Cases', 'Agency Opinions and Decisions', and 'Administrative'. The main content area shows 'Updating Documents' with a red flag icon and a list of amendments. Below that, 'Proposed Regulations' are listed with dates and descriptions. At the bottom, a list of citing references is provided, including various Federal Register citations and dates.

KeyCite history page for 49 C.F.R. § 571.3

## KeyCite Citing References

KeyCite provides quick access to a comprehensive collection of sources that discuss the regulation you are viewing. To view a complete list of documents that cite the regulation, click **Citing References** on the Links tab.

Documents citing the regulation are listed in the following order: cases that have cited the regulation, administrative decisions, other administrative material such as attorney general opinions or releases, *Federal Register* documents, secondary sources, briefs and other court documents, statutes and court orders, and administrative codes. If the list of citing references is long, it will be divided into parts.

To restrict the list of citing reference results, follow these steps:

1. While viewing the KeyCite citing references result, click **Limit KeyCite Display** at the bottom of the page. The KeyCite Limits page will be displayed.

Alternatively, click the arrow next to *Limit KeyCite Display* and choose a restriction from the menu that is displayed.

2. Click the arrows in the left frame to restrict citing references by Locate term, jurisdiction, date, or document type.
3. Click **Apply** in the left frame to display the list of citing references with the restrictions you specify.

To modify your restrictions, click the arrow immediately following *Cancel Limits* at the bottom of the KeyCite citing references result. Then choose the restriction you want to modify from the menu that is displayed.

To cancel your restrictions and display all citing references, click **Cancel Limits**.

The screenshot shows the KeyCite interface for 49 C.F.R. § 571.3. The main content area displays a list of citing references, including cases like *Chicago Transit Authority v. Adams* and *Suiter v. Mitchell Motor Coach Sales, Inc.*. A 'Limit KeyCite Display' button is highlighted in the bottom left. A 'KeyCite Limits' dialog box is open, showing options to restrict results by 'Locate', 'Jurisdiction', 'Date', and 'Document Type'. The 'Jurisdiction' section is expanded, showing a list of federal circuits and states with checkboxes. The 'Apply' button is highlighted in the dialog box.

KeyCite Limits page for 49 C.F.R. § 571.3

## KeyCite Alert

KeyCite Alert automatically monitors the status of a regulation and sends you updates when its KeyCite information changes. When you create a KeyCite Alert entry, you specify how frequently your citation should be checked, e.g., weekly, biweekly, or monthly. KeyCite Alert can deliver results to several destinations, such as a printer or an e-mail address, or download the results to disk. You can also specify settings such as the type of history you want to retrieve, e.g., full history or no history.

To create a KeyCite Alert entry from a KeyCite Result or a displayed document, click **Monitor with KeyCite Alert** in the left frame in a split-page view, or at the bottom of the page in a full-page view. The KeyCite Alert wizard is displayed with the citation of the document automatically entered for you. Type a client identifier in the next box, if necessary, and click **Next**. Then follow the step-by-step instructions to continue creating the entry.

Alternatively, click **Alert Center** in the upper-right corner of any page. At the Alert Center Directory page, you can do one of the following in the KeyCite Alert section:

- Click **Entry Wizard** and follow the instructions to create your entry.
- Click **Create Entry**, then type the citation of the document you want to monitor in the Citation text box and click **Go**. The KeyCite Alert: Create Entry page is displayed. Specify your KeyCite Alert settings under *Entry Details* on the left side of the page. To change the delivery settings listed on the right side of the page, click **Edit**. When you finish setting up your entry, click **Save** to save it in the KeyCite Alert Directory.

The top screenshot shows the 'KeyCite Alert: Create Entry' page. The 'Entry Details' section includes fields for Alert Name (49 CFR s 571.3), Client ID (1103-BA), Citation (49 CFR s 571.3), Doc Name, and Doc Path. The 'History' section has radio buttons for 'Full History (Includes Federal Register Updates)' (selected) and 'No History'. The 'Citing Refs' section has a checked box for 'Include citing references in result' and a 'Limit Citing Refs' button. The 'Delivery Settings' section lists: Frequency: Daily, Destination: E-mail, Results: No notification, Date created: 04/19/2006, Last run date, Next run date: 04/20/2006, and End date: No end date. An 'Edit' button is circled in blue.

The bottom screenshot shows the 'KeyCite Alert: Edit Delivery Settings' page. The 'Frequency' is set to 'Weekly'. The 'Destination' is 'E-mail'. The 'Size of Results' section has checkboxes for 'Inform me of no results' and 'Attach full text of new documents - Maximum Number: 10'. The 'Created Date' is 04/19/2006, 'Last Run Date' is mm/dd/yyyy, 'Next Run Date' is 4/26/2006, and 'End By' is 4/19/2007. There are 'Save' and 'Cancel' buttons at the bottom.

KeyCite Alert: Edit Delivery Settings page

# Researching in the *Federal Register*

The *Federal Register*, published six days a week, is the official publication for rules, proposed rules, and notices of federal agencies. The *Federal Register* also contains executive orders and other presidential documents. Documents are added to Westlaw on the same day that they are published in the *Federal Register*.

When creating or amending regulations, an agency will typically publish a Notice of Proposed Rulemaking that requests public comment and provides notice of any public meetings where the proposed regulation will be discussed. Each agency is required to list the sections of the CFR that are affected by the proposals. The affected CFR section or part is noted at the top of each *Federal Register* document. Any agency proposing a rule must also provide contact information for people and organizations interested in making comments to the agencies.

The public comments are then considered by the issuing government agency, and the final text of a regulation (called a “final rule”) is published in the *Federal Register*. When a final rule is published in the *Federal Register*, it will ultimately become part of the *Code of Federal Regulations*.

Proposed, temporary, and permanent federal regulations are published chronologically in the *Federal Register*, which is available on Westlaw in the Federal Register database (FR). Materials from the *Federal Register* are also available in topical databases, e.g., Federal Labor and Employment–Federal Register (FLB-FR).

The Unified Agenda, included in the *Federal Register*, compiles agendas prepared semi-annually by cabinet departments, other executive agencies, and independent agencies. Each agenda includes regulations being developed for publication in the next year, regulations to be reviewed in the upcoming year, and regulatory activity completed in the past year. To restrict a search to the Unified Agenda, access the FR database and include a prelim field search term in your query.

Type `pr(“unified agenda” & “regulatory information”)` for an overview of the Unified Agenda.

Type `pr(“unified agenda” & “an agency’s name”)` for the agenda of a particular agency.

You can also view *Federal Register* documents related to the regulation you are viewing by clicking the appropriate link following the CFR section text in the right frame. *Federal Register* documents are available in PDF (Portable Document Format) back to 1936 (1 Fed. Reg.). In addition, you can view amendatory language from the *Federal Register* from 1981 to the present by clicking **FR Summaries** on the Links tab.

## Agency Tracker

The new Agency Tracker service alerts you when specific federal agencies issue decisions or take actions or when there are changes to the *Federal Register*.

Use the Agency Tracker service to

- monitor specific federal agency actions reported in the *Federal Register*.
- monitor new federal agency opinions and decisions in more than 200 regulatory databases. (The databases are automatically selected by Westlaw, depending on the agencies you choose to monitor.)
- limit results by agency and certain actions taken by or for that agency, including final, proposed, and withdrawn rules; requests for comments; notices; corrections for final rules; executive orders; proclamations; and delegation of authority by that agency.

You can access the Federal Agency Tracking Service in two ways:

- Click **Federal Agency Tracking Service** at the FR database Search page.
- Click **Alert Center** in the upper-right corner of any page, then click **Create Entry** in the *Agency Tracker* section.

To create an Agency Tracker entry, access the Federal Agency Tracker service in one of the ways described above. Then follow these steps:

1. Select one of the following:
  - **Receive notification for specific Federal Agency actions reported in the Federal Register.**  
This option allows you to restrict your alert results to specific types of *Federal Register* documents, such as final or proposed rules, notices, requests for comments, unified agendas, or corrections.
  - **Receive notification for new Federal Agency Opinions and Decisions.**  
This option will retrieve all *Federal Register* documents from a specific agency.
2. Select an agency by clicking **Select Agency** on the Entry Details page. Click the plus and minus signs to browse agencies within Cabinet departments. Click a check box next to the name of the agency from which you would like to receive documents. When you are finished, click **Save**.
3. If you have selected to receive notification for specific federal agency actions, select the type of documents you would like to receive.
4. Enter a title for your alert, if desired.
5. Enter a client ID for your alert, if desired.
6. Click **Save**. The Agency Tracker Alert will appear on the Alert Center Directory page.

Federal Agency Tracking Service: Federal Agency Tracking		Create Entry   Directory   Tips	
<b>Entry Details</b>		<b>Delivery Settings</b> <a href="#">Edit</a>	
Complete each item below:			
Select Agency: <input type="text"/> <a href="#">Select Agency</a>		Frequency: Daily	
Track Agency Related:		Destination: Notify at sign on	
<input type="checkbox"/> Final Rules	<input type="checkbox"/> Unified Agenda	Limits: 25 documents per result	
<input type="checkbox"/> Proposed Rules	<input type="checkbox"/> Corrections	Result format: List of All Citations	
<input type="checkbox"/> Withdrawn Rules	<input type="checkbox"/> Executive Orders	Results: Inform me of no results	
<input type="checkbox"/> Requests For Comments	<input type="checkbox"/> Proclamations	Date created: 04/19/2006	
<input type="checkbox"/> Notices	<input type="checkbox"/> Authority Delegation	Last run date: No last run date	
<input type="checkbox"/> Select All		End date: No end date	
Result Title: <input type="text"/>			
Client ID: <input type="text" value="1103-BA"/>			

Federal Agency Tracking page

# Research Tips for Federal Regulations

## Researching with the *Code of Federal Regulations*

### When you want to retrieve recently amended sections of a title or part

To retrieve the sections of Title 7, part 226, that have been amended in 2006

Access: Code of Federal Regulations (CFR)

Type: `pr("title 7" & "part 226") & cr(2006)`

### When you want to retrieve sections amended by a particular *Federal Register* document

To retrieve the sections amended by 68 Fed. Reg. 4914

Access: Code of Federal Regulations (CFR)

Type: `cr(68 /2 4914)`

### When you want to retrieve regulations promulgated under the authority of a specific statute

To retrieve the regulations promulgated under the authority of 15 U.S.C.A. § 78j

Access: Code of Federal Regulations (CFR)

Type: `cr(15 /s 78j)`

**Tip:** The credit field of a regulation lists in chronological order the *Federal Register* documents that have enacted or amended the regulation. By restricting your search to the credit field, you can retrieve regulations amended on a particular date. The credit field also includes citations for underlying statutory authority.

### When you want to retrieve a specific part in its entirety

To retrieve the complete Title 7, part 226

Access: Code of Federal Regulations (CFR)

Type: `pr("title 7" & "part 226")`

To retrieve Regulation D of the Securities Act

Access: Code of Federal Regulations (CFR)

Type: `pr("regulation d" & "securities act")`

### When you want to review historical changes to a regulation

To review summaries of amendments to 7 C.F.R. § 226.2

Access: the Find service

Type: `7 cfr 226.2` and click **FR Summaries** in the left frame

### When you retrieve regulations on a particular subject

To retrieve regulations regarding Agent Orange

Access: Click **RegulationsPlus Index** on the Code of Federal Regulations (CFR) search page

Type: `"agent orange"` in the *Contains* text box and click **Search**

## Researching with the *Federal Register*

### When you want to retrieve documents by date

To retrieve final rules issued February 7, 2006

Access: Federal Register (FR)

Type: “action final rule” & da(2/7/2006)

Tip: Search for final rules using the phrase “*action final rule.*”

### When you want to retrieve documents about a particular subject

To retrieve regulatory actions referencing avian flu

Access: Federal Register (FR)

Type: “bird flu” “avian flu” “avian influenza”

### When you want to retrieve documents regarding a particular title or part of the CFR

To retrieve proposed changes to Title 40, Protection of the Environment, from 2006

Access: Federal Register (FR)

Type: pr(“40 c.f.r.”) & da(2006) & “action proposed rule”

### When you want to retrieve documents from a specific agency

To retrieve documents issued by the Transportation Security Administration relating to “no-fly” lists

Access: Federal Register (FR)

Type: pr(“transportation security”) & no-fly

Tip: The prelim field contains the title and part of the CFR sections that are affected by a particular regulatory action. It also contains the name of the agency authoring the document.

### When you want to retrieve executive orders and presidential proclamations

To retrieve executive orders and presidential proclamations from February 3, 2006

Access: Federal Register (FR)

Type: ci(order proc) & da(2/3/2006)

### When you want to retrieve regulatory actions taken in response to a court decision

To retrieve federal rulemaking activity in response to *Shays v. Federal Election Commission*, 337 F.Supp. 2d 28 (D.D.C. 2004)

Access: KeyCite

Type: 337 f supp 2d 28 and click **Limit Citing Refs.** Select **Document Type** and select the *Federal Register* check box. Then click **Apply.**

Tip: The Limit Citing Refs feature allows you to quickly retrieve particular kinds of administrative documents, e.g., agency decisions or *Federal Register* documents





For assistance using Westlaw, call 1-800-WESTLAW (1-800-937-8529).  
For additional resources, visit [west.thomson.com/westlaw/guides](http://west.thomson.com/westlaw/guides).

Printed 6/06. Material #40512502.

© 2006 West, a Thomson business

W-303402